


## MICROSOFT DREAMSPARK'TA HESAP AÇMAK

<https://www.dreamspark.com/>

Microsoft DreamSpark®


[home](#) [students](#) [academic institutions](#) [what is DreamSpark?](#) [faq](#)




**Menüde bulunan students bağlantısına tıklayınız.**

See how DreamSpark can provide a library of software you need.

[learn more](#) ↻



**DreamSpark News:**  
DreamSpark introduces Visual Studio 2012 Update 4 | [view product](#)  
DreamSpark introduces Visual Studio Professional 2013 | [view product](#)  
DreamSpark introduces Windows Server 2012 R2 | [view product](#)



### DreamSpark for Students

<h4>New to DreamSpark?</h4> <p>Find out how to get professional developer and designer tools <b>at no cost!</b></p> <p><a href="#">Learn more</a> ↻</p>	<h4>Download Products</h4> <p>Access the student software catalog. Download software at no cost.</p> <p><a href="#">Learn more</a> ↻</p>
---------------------------------------------------------------------------------------------------------------------------------------------------------	------------------------------------------------------------------------------------------------------------------------------------------

### DreamSpark for Academic Institutions

<h4>get Microsoft software</h4> <p>Enroll your institution in a DreamSpark subscription to get software for teaching and research.</p> <p><a href="#">Learn more</a> ↻</p>	<h4>access your subscription</h4> <p>Access MSDN Subscription Portal or go to your institution's WebStore.</p> <p><a href="#">Learn more</a> ↻</p>
----------------------------------------------------------------------------------------------------------------------------------------------------------------------------	----------------------------------------------------------------------------------------------------------------------------------------------------



## See how DreamSpark will open a world of creativity

[learn more](#)

if you can imagine it, you can create it

3 simple steps to access Microsoft Software and Development Tools at no cost.

### 1. Create Account

### 2. Download Software

### 3. More Software Through Your School

#### create an account and verify your student status

Although some products are accessible immediately, in order to download the same tools and products used by professional developers you need to create a student account and verify your academic status the first time you access DreamSpark. Your account will be valid for 12 months.

##### Individual Account

Sign-up and have access to software programs immediately and at no cost.

[Sign In](#)

[Create Account](#)

**Üye olmak için tıklayınız.**

##### You can verify your student status in one of 3 ways:

- Either with your school email address (domain)
- With a [verification code](#)
- Or with an [ISIC card](#)

DreamSpark is for students worldwide. Create an account and verify your academic status to gain immediate access to Microsoft professional tools **at no cost!**

Your privacy is important. Please read our [privacy & cookies](#).

## Enter Your Account Information

\*Required Fields

First Name\*

First Name is required.

Last Name\*

Date of Birth\*

Month

Year

Su Mo Tu We Th Fr Sa

29 30 31 1 2 3 4

5 6 7 8 9 10 11

12 13 14 15 16 17 18

19 20 21 22 23 24 25

26 27 28 29 30 31 1

2 3 4 5 6 7 8

E-mail Address\*

Re-type E-mail Address\*

Preferred Language

English

Country/Region\*

Select your country

Password\*

Re-type Your Password\*

Yes, I'd like to receive email newsletters and student promotional offers about development tools and technologies from Microsoft.

Yes, I am interested in starting my own company in the future and receiving information about BizSpark special offers for startups.

[continue to verify](#)

Buraya adınızı giriniz.

Buraya soyadınızı giriniz.

Buradan doğum tarihinizi belirtiniz.

Buraya e-mail adresinizi girin ve doğrulayın.(\*\*\*\*@dicle.edu.tr)

Buradan ülke seçimi yapınız.

Bu alana Dreamspark sitesine girmek için kullanacağınız şifreyi giriniz.


## Get Verified Now

How would you like to verify your academic status?

Get verified through my School 

I have an ISIC Card 

I have a Verification Code 

Other options 

## Get Verified Now

How would you like to verify your academic status?

Get verified through my School ?

Country: Turkey [Change](#)

**Dicle Üniversitesi**  
Turkey

[Don't see your school?](#)

**Continue**

**Bu alanda Dicle Üniversitesi arattırılıp seçilir.**

I have an ISIC Card ?

I have a Verification Code ?

Other options ?

## Get Verified Now

How would you like to verify your academic status?

Get verified through my School ?

Country: Turkey [Change](#)

<input type="text" value="Dicle Üniversitesi"/>	<input type="button" value="Continue"/>
-------------------------------------------------	-----------------------------------------

I have an ISIC Card ?

I have a Verification Code ?

Other options ?

Please enter your University provided E-mail Address

E-mail Address:

test@dicle.edu.tr

Confirm E-mail Address:

test@dicle.edu.tr

Verify

**Hesabınız 24 saat içinde aktif etmeniz gerekmektedir. Dreamspark için verdiğiniz \*\*\*\*@dicle.edu.tr mail adresine gidiniz.  
Gelen "[Microsoft Academic Verification] Akademik Durumunuz Doğrulanıyor" konulu dicle-mail hesabınızdaki "Şu adrese gidin: " satırındaki bağlantıyı açınız.  
(Navigate to:)**

An activation e-mail has been mailed to you. Please follow the instructions in the e-mail to get your account verified. If you don't receive anything in the next 24 hours, please check your e-mail junk filter prior to contacting support.

## Congratulations

[Ürün kataloğuna gitmek için tıklayınız.](#)

**Hesabınız başarılı bir şekilde aktifleştirilmiştir.**

### Congratulations!

You have successfully verified your academic status. You can get started downloading Microsoft developer tools at no cost today!

### Want free access to Microsoft app stores and special student offers in the Microsoft Store online?

The Xbox Live Indie Games Portal and the MS Store require you to have a Microsoft Account to register. In order for these websites to recognize you and for you to avail of these offers, you need to map your new DreamSpark.com account with your Microsoft Account. It is very simple, just click on 'Map your Accounts' below. It will only take a few minutes.

And there is more: you can also register for free in Windows Store and Windows Phone Dev Center with a registration code. Check out learning resources for app development and find out how to get your registration code, by reviewing the 'app development' section of this website.

[Map your Accounts](#) 